

Millennium World School Rajla Road ,Samana

District Patiala, Punjab Ph. No. : 959291-46424, 88720-14610



HOLIDAYS HOMEWORK *Class- 2nd*

Session - 2024-25





Millennium World School

Rajla Road ,Samana

District Patiala, Punjab Ph. No. : 959291-46424, 88720-14610

CIRCULAR FOR SUMMER VACATION

Dear Parents / Guardians,

As we approach the summer holidays, We want to take a moment to touch base with you regarding our plans for the break. It's an exciting time for our students to relax, recharge, and explore new opportunities. Firstly, We want to express our gratitude for your ongoing support throughout the academic year. Your involvement and encouragement have contributed immensely to our students' growth and success.

During the summer break, we encourage you to continue fostering a learning environment at home. Whether it's through reading, engaging in educational activities, or exploring new hobbies, there are countless ways to keep young minds active and engaged.

Additionally, We want to emphasize the importance of safety during this time. As our students enjoy their break, please ensure they are supervised, especially when participating in outdoor activities or traveling. Lastly, I hope this break provides an opportunity for quality family time and relaxation. It's a chance for students to unwind, spend time with loved ones, and create lasting memories.

Thank you once again for your continued partnership. Wishing you and your family a wonderful summer filled with joy, laughter, and meaningful experiences.

The Summer Break is scheduled from 21st May, 2024 to 30th June ,2024 for Classes DR to 11th and school will reopen on 1st July, 2024 (Monday).

However, summer vacations can be considered spent well only if kids can strike a balance between enjoyment and learning. Summer vacations must not be considered as a break from learning. Actually, that's what the essence of the vacation is, learning disguised as fun and enjoyment.

At Millennium World School — We bring to our students some tips, do's and don'ts for this summer vacation.

Do's

- ❖ Wake up early and develop a morning routine. Do yoga, meditation or just a brisk walk.
- ❖ Start learning a new skill like painting, dance, music or public speaking.
- ❖ Play games, sports and do a lot of physical activity, but only during the morning and evening hours.
- ❖ Read more. Challenge yourself to finish reading at least a couple of good books during the vacation.
- ❖ Visit your cousins, or plan a trip with family.
- ❖ Help out your parents in family chores, and learn some useful skills that way.
- ❖ Make sure to be consistent with the holidays' homework. Avoid completing it for the last day!
- ❖ Eat good food, drink plenty of water, and have lots of fun!

Don'ts

- ❖ Do not waste all your time to play video games and/or mobile games.
- ❖ Don't go out during the hours of peak sunshine. Try some interesting indoor activities.
- ❖ Do not oversleep, and do not let laziness take you over. Stay active during the vacations.

Students should consider summer vacation not just as a fun time, but also a great opportunity to make the best out of their time. At Millennium World School, we would advise our students to use their time wisely, and make the best out of this summer. All the best!

Wishing you and your ward a very fruitful vacation ahead!

Note: For any Query Contact to the respective teachers.

School Contact No. : 95929-14624

E-Mail: millenniumsamana@gmail.com

Website: www.millenniumworldschoolsamana.com

Principal Ms. Shalini Cajla

ENGLISH

Revise: Chapter 1 - The Enormous Turnip











Chapter 2 - The Magic Car from Discovering Book for Exams .

Project work:

- **Make a chart on Days of week**



- **Draw or paste pictures of Topic - Singular plural in scrap file (any 10)**

singular	plural
 apple	 apples
 hat	 hats
 car	 cars
 house	 houses
 penguin	 penguins

- **Write poem of Chapter- 3 Save Water in good handwriting in scrap file**

- Draw or paste pictures of The Ant and The Grasshopper in scrap file.



हिंदी

- पाठ 1 कोयल की बोली
- पाठ 2 दबकू खरगोश की परीक्षा के लिए तैयारी करें।
- रोल नंबर 1 से 5: स्वर और व्यंजन का चार्ट बनाएं



- रोल नंबर 6 से 10 :हिंदी और अंग्रेजी में महीना के नाम साथ में दोनों की संख्या लिखकर चार्ट बनाएं

महीनों के नाम (इंग्लिश)	महीनों के नाम (हिंदी)	कुल दिन	क्रमक (हिंदी)
• JANUARY	• जनवरी	• 31	• पहला
• FEBRUARY	• फरवरी	• 28 - 29	• दूसरा
• MARCH	• मार्च	• 31	• तीसरा
• APRIL	• अप्रैल	• 30	• चौथी
• MAY	• मई	• 31	• पांचवी
• JUN	• जून	• 30	• छठी
• JULY	• जुलाई	• 31	• सातवी
• AUGUST	• अगस्त	• 31	• आठवी
• SEPTEMBER	• सितम्बर	• 30	• नवीं
• OCTOBER	• अक्टूबर	• 31	• दसवी
• NOVEMBER	• नवम्बर	• 30	• ग्यारहवी
• DECEMBER	• दिसम्बर	• 31	• बारहवी

- रोल नंबर 11 से 15: ऋतुओं पर चार्ट बनाएं

Summer	ग्रीष्म ऋतु
Rainy	वर्षा ऋतु
Autumn	शरद ऋतु
Spring	वसंत ऋतु
Winter	शीत ऋतु
Pre Winter	हेमंत ऋतु

- ਰੋਲ ਨੰਬਰ 16 ਸੇ 25: ਪਾਰਿਵਾਰਿਕ ਵ੍ਰਕਸ਼ ਕੇ ਮਾਧਿਅਮ ਸੇ ਕੁਛ ਸ਼੍ਰੀਲਿੰਗ ਔਰ ਪੁਲਿੰਗ ਸ਼ਬਦੋਂ ਕਾ ਚਾਰਟ ਬਨਾਓ



ਪੰਜਾਬੀ

- ਪਾਠ- ਲਗਾ ਅਤੇ ਲਗਾਖਰਾਂ ਦੀ ਦੁਹਰਾਈ

ਲਗਾਂ	ਚਿੰਨ੍ਹ/ Sign	Sound	ਅਵਾਜ਼
ਮੁਕਤਾ		a	(ਅ)
ਕੰਨਾ	ੴ	aa	(ਆ)
ਸਿਹਾਰੀ	ੴ	i	(ਇ)
ਬਿਹਾਰੀ	ੴ	ee	(ਈ)
ਐਕਤ	—	u	(ਉ)
ਦੁਲੈਕਤ	—	oo	(ਊ)
ਲਾਵਾਂ	—	e	(ਏ)
ਦੁਲਾਵਾਂ	—	ai	(ਐ)
ਹੇਤਾਂ	—	o	(ਓ)
ਕਨੇਤਾਂ	—	au	(ਔ)

- ਪਾਠ 1 ਸਵੇਰ ਤੋਂ ਰਾਤ
- ਪਾਠ 2 ਚਿੜੀਆ ਘਰ ਦੀ ਸੈਰ ਪਾਠਾਂ ਦੀ ਦੁਹਰਾਈ ਕਰੋ ।
- ਸਕਰੈਪ ਫਾਈਲ ਵਿੱਚ ਦਸ ਗੁਰੂ ਸਾਹਿਬਾਨਾਂ ਦੇ ਨਾਮ ਲਿਖੋ ਅਤੇ ਯਾਦ ਕਰੋ।



ਸਿੱਖਾਂ ਦੇ 10 ਗੁਰੂਆਂ ਦੇ ਨਾਮ

1. ਗੁਰੂ ਨਾਨਕ ਦੇਵ ਜੀ
2. ਗੁਰੂ ਅੰਗਦ ਦੇਵ ਜੀ
3. ਗੁਰੂ ਅਮਰਦਾਸ ਜੀ
4. ਗੁਰੂ ਰਾਮਦਾਸ ਜੀ
5. ਗੁਰੂ ਅਰਜਨ ਦੇਵ ਜੀ
6. ਗੁਰੂ ਹਰਿਗੋਬਿੰਦ ਜੀ
7. ਗੁਰੂ ਹਰਿ ਰਾਇ ਜੀ
8. ਗੁਰੂ ਹਰਿ ਕ੍ਰਿਸ਼ਨ ਜੀ
9. ਗੁਰੂ ਤੇਗ ਬਹਾਦਰ ਜੀ
10. ਗੁਰੂ ਗੋਬਿੰਦ ਸਿੰਘ ਜੀ

- ਸਕਰੈਪ ਫਾਈਲ ਵਿੱਚ ਰੁੱਖ ਬਣਾ ਕੇ ਆਪਸੀ ਰਿਸ਼ਤਿਆ ਦੇ ਨਾਮ ਲਿਖੇ ਅਤੇ ਚਿੱਤਰ ਲਗਾਓ।



E.V.S.

Revise Chapter - 1 Things Around Us

Chapter - 2 Different Types of Houses Chapter

Chapter - 3 Games and Fun from discovering and observation book

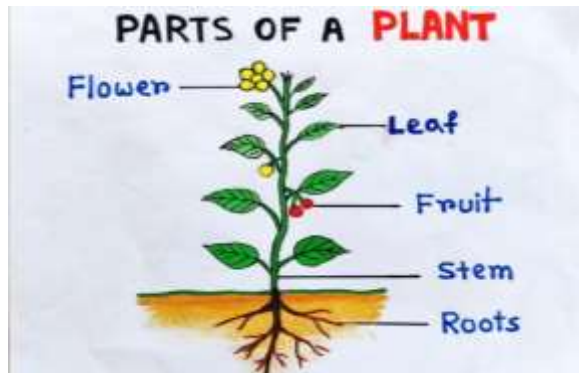
- Paste pictures of National Symbols in scrap file .



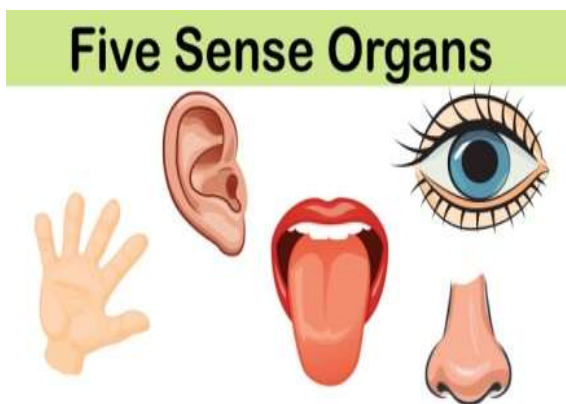
- Paste pictures on healthy food vs junk food and also write few lines on healthy food and junk food in scrap file.



- Draw Parts of Plants in scrap file .



- Paste the pictures of five sense organs and name them in scrap file .



- Paste 5 pictures each of indoor and outdoor games in scrap file .



- Paste pictures of wild animals and domestic animals in scrap file .



- How can we save water ? Write few lines in scrap file.



MATHEMATICS

Revise Chapter 1 - Foundational Numeracy

Chapter 2 - Shapes and Objects

Chapter 3- Counting in groups


Chapter 4 - Counting 100 to 999 for exams from discovering and Observation book .

● Roll No. 1 to 10 : Make a chart on tables 2 to 10

● Roll No. 11 to 25 : Make a chart on Ordinal and Cardinal numbers 1st to 20th.

Cardinal Numbers		Ordinal Numbers	
1	one	1 st	first
2	two	2 nd	second
3	three	3 rd	third
4	four	4 th	fourth
5	five	5 th	fifth
6	six	6 th	sixth
7	seven	7 th	seventh
8	eight	8 th	eighth
9	nine	9 th	ninth
10	ten	10 th	tenth
11	eleven	11 th	eleventh
12	twelve	12 th	twelfth
13	thirteen	13 th	thirteenth
14	fourteen	14 th	fourteenth
15	fifteen	15 th	fifteenth
16	sixteen	16 th	sixteenth
17	seventeen	17 th	seventeenth
18	eighteen	18 th	eighteenth
19	nineteen	19 th	nineteenth
20	twenty	20 th	twentieth

● Paste the pictures of shapes in scrap file page number 23 from discovering book



Computer

Learning of lesson -1 (Uses of Computer)

Lesson-2 (Computer Devices)

***Creative work* - Paste pictures of Input , Output, Processing and storage devices on A4 sheet.**